
















| PIC\ Specifications | Product Number | Material | External Dimensions (L*W*D) | Internal Dimensions (L*W*D) | Manhole Cover Load Grade |
|---|--------------------------|----------|---|---|---------------------------------|
|  | FCST-TH-SMC01B | SMC | 660*520*642mm (25.985"x20.473"x25.276") | 540*400*583mm (21.26"x15.749"x22.953") | B125(12.5T)/C250(25T)/D400(40T) |
|  | FCST-TH-SMC01B(2 Layers) | SMC | 660*520*1225mm (25.985"x20.473"x48.229") | 540*400*1166mm (21.26"x15.749"x45.906") | B125(12.5T)/C250(25T)/D400(40T) |
|  | FCST-TH-SMC02B | SMC | 1300*520*642mm (51.182"x20.473"x25.276") | 1180*400*583mm (46.457"x15.749"x22.953") | B125(12.5T)/C250(25T) |
|  | FCST-TH-SMC02B(2Layers) | SMC | 1300*520*1225mm (51.182"x20.473"x48.229") | 1180*400*1166mm (46.457"x15.749"x45.906") | B125(12.5T)/C250(25T) |
|  | FCST-TH-SMC03B | SMC | 1520*520*642mm (59.843"x20.473"x25.276") | 1400*400*583mm (55.119"x15.749"x22.953") | B125(12.5T)/C250(25T) |
|  | FCST-TH-SMC03B(2 Layers) | SMC | 1520*520*1225mm (59.843"x20.473"x48.229") | 1400*400*1166mm (55.119"x15.749"x45.906") | B125(12.5T)/C250(25T) |
|  | FCST-TH-SMC04 | SMC | 495*369*407mm (19.489"x14.528"x16.024") | 424*314*376.5mm (16.693"x12.363"x14.823") | A15(1.5T)/B125(12.5T) |
|  | FCST-TH-SMC04(2Layers) | SMC | -- | -- | A15(1.5T)/B125(12.5T) |
|  | FCST-TH-SMC05(1 Layer) | SMC | 720*720*360mm (28.347"x28.347"x14.174") | 600*600*300mm (23.623"x23.623"x11.812") | B125(12.5T)/C250(25T)/D400(40T) |
|  | FCST-TH-SMC05(2 Layer) | SMC | 720*720*660mm (28.347"x28.347"x25.985") | 600*600*600mm (23.623"x23.623"x23.623") | B125(12.5T)/C250(25T)/D400(40T) |
|  | FCST-TH-SMC05(3 Layer) | SMC | 720*720*960mm (28.347"x28.347"x37.796") | 600*600*900mm (23.623"x23.623"x35.434") | B125(12.5T)/C250(25T)/D400(40T) |
|  | FCST-TH-SMC05(4 Layer) | SMC | 720*720*1260mm (28.347"x28.347"x49.607") | 600*600*1200mm (23.623"x23.623"x47.245") | B125(12.5T)/C250(25T)/D400(40T) |
|  | FCST-TH-SMC05(5 Layer) | SMC | 720*720*1560mm (28.347"x28.347"x61.418") | 600*600*1500mm (23.623"x23.623"x59.056") | B125(12.5T)/C250(25T)/D400(40T) |
|  | FCST-TH-SMC06 | SMC/BMC | 914.4*609.6*609.6mm (36"x24"x24") | 772.16*467.16*569.4mm (30.4"x18.393"x22.418") | Tier 15/Tier 22 |
|  | FCST-TH-SMC07 | SMC/BMC | 1319.2*862*609.6mm (51.937"x33.937"x24") | 1219.2*762*569.6mm (48"x30"x22.425") | Tier 15/Tier 22 |

| PIC\ Specifications | Product Number | Material | External Dimensions (L*W*D) | Internal Dimensions (L*W*D) | Manhole Cover Load Grade |
|---------------------|----------------|----------|--|------------------------------------|--------------------------|
| | FCST-TH-SMC08 | SMC/BMC | 519*852*609.6mm (20.434"x33.544"x24") | 431.8*762*609.6mm (17"x30"x24") | Tier 15/Tier 22 |

Accessories Optional

Optional-1 FOSC Fixed Frame

Optional-2 FOSC Fixed Frame

Optional-3 FCST-Cross Cable Rack

1.300*300mm
2.350*350mm
3.400*400mm
4.450*450mm
5.500*500mm
--Customizable

Optional-4 Manhole Ladder

Economic Optional

| Construction | Description |
|--------------|-------------|
| Load Grade | 0.3~0.5T |
| Material | PP |

| NO. | External Dimensions(L*W*D) | NO. | External Dimensions(L*W*D) |
|------|----------------------------|-------|----------------------------|
| NO.1 | Φ205*105*230mm | NO.7 | Φ1160*1300mm |
| NO.2 | Φ343*265*255mm | NO.8 | Φ1170*1000mm |
| NO.3 | 525*390*318mm | NO.9 | Φ1170*1200mm |
| NO.4 | 655*493*313mm | NO.10 | Φ1200*8700mm |
| NO.5 | Φ900*715mm | NO.11 | Φ1200*1200mm |
| NO.6 | Φ1160*1000mm | | |

| Construction | Description |
|--------------|---------------------------------|
| Load Grade | 0.3~0.5T |
| Material | Chamber:PE Manhole Cover:BMC |

| NO. | External Dimensions(L*W*D) | NO. | External Dimensions(L*W*D) |
|-------|----------------------------|-------|----------------------------|
| NO.1 | 330*330*360mm | NO.11 | 700*700*700mm |
| NO.2 | 400*400*400mm | NO.12 | 800*800*800mm |
| NO.3 | 400*400*450mm | NO.13 | 1000*1000*700mm |
| NO.4 | 400*600*400mm | NO.14 | 1000*1000*800mm |
| NO.5 | 400*600*600mm | NO.15 | 1000*1000*1000mm |
| NO.6 | 500*500*450mm | NO.16 | 2000*1000*800mm |
| NO.7 | 500*500*500mm | NO.17 | Φ315*380mm |
| NO.8 | 600*600*500mm | NO.18 | Φ450*430mm |
| NO.9 | 600*600*600mm | NO.19 | Φ450*500mm |
| NO.10 | 600*600*800mm | | |

Design And Customization Services

- Provide service with whole process from blueprint to product to the customer.
- Meet customer's requirement to customize logo in suitable place for existing product.
- Meet customer's requirement to make reasonable modify and customization for existing product.

1 ▶ Telecom Manhole Chamber Product Dimension.

(Internal Dimensions(L*W), Depth(D).)

2 ▶ Manhole Cover Loading Grade.

- EN124 2015:A15/B125/C250/D400
- ANSI SCTE 77-2017:Tier5/Tier8/Tier15/Tier22

3 ▶ Flame retardant UL94:

- HB, V-0, V-2, V-1.

4 ▶ Anti -UV Requirements:

- YES/NO.

5 ▶ Main Panels Loading Grade:

- Standard 1.5T.
- Panels Bending distances≤1.5cm.

6 ▶ Material Optional:

- BMC, SMC.