
















PIC\ Specifications	Product Number	Material	External Dimensions (L*W*D)	Internal Dimensions (L*W*D)	Manhole Cover Load Grade
	FCST-TH-SMC01B	SMC	<b>660*520*642mm</b> (25.985"x20.473"x25.276")	<b>540*400*583mm</b> (21.26"x15.749"x22.953")	B125(12.5T)/C250(25T)/D400(40T)
	FCST-TH-SMC01B(2 Layers)	SMC	<b>660*520*1225mm</b> (25.985"x20.473"x48.229")	<b>540*400*1166mm</b> (21.26"x15.749"x45.906")	B125(12.5T)/C250(25T)/D400(40T)
	FCST-TH-SMC02B	SMC	<b>1300*520*642mm</b> (51.182"x20.473"x25.276")	<b>1180*400*583mm</b> (46.457"x15.749"x22.953")	B125(12.5T)/C250(25T)
	FCST-TH-SMC02B(2Layers)	SMC	<b>1300*520*1225mm</b> (51.182"x20.473"x48.229")	<b>1180*400*1166mm</b> (46.457"x15.749"x45.906")	B125(12.5T)/C250(25T)
	FCST-TH-SMC03B	SMC	<b>1520*520*642mm</b> (59.843"x20.473"x25.276")	<b>1400*400*583mm</b> (55.119"x15.749"x22.953")	B125(12.5T)/C250(25T)
	FCST-TH-SMC03B(2 Layers)	SMC	<b>1520*520*1225mm</b> (59.843"x20.473"x48.229")	<b>1400*400*1166mm</b> (55.119"x15.749"x45.906")	B125(12.5T)/C250(25T)
	FCST-TH-SMC04	SMC	<b>495*369*407mm</b> (19.489"x14.528"x16.024")	<b>424*314*376.5mm</b> (16.693"x12.363"x14.823")	A15(1.5T)/B125(12.5T)
	FCST-TH-SMC04(2Layers)	SMC	--	--	A15(1.5T)/B125(12.5T)
	FCST-TH-SMC05(1 Layer)	SMC	<b>720*720*360mm</b> (28.347"x28.347"x14.174")	<b>600*600*300mm</b> (23.623"x23.623"x11.812")	B125(12.5T)/C250(25T)/D400(40T)
	FCST-TH-SMC05(2 Layer)	SMC	<b>720*720*660mm</b> (28.347"x28.347"x25.985")	<b>600*600*600mm</b> (23.623"x23.623"x23.623")	B125(12.5T)/C250(25T)/D400(40T)
	FCST-TH-SMC05(3 Layer)	SMC	<b>720*720*960mm</b> (28.347"x28.347"x37.796")	<b>600*600*900mm</b> (23.623"x23.623"x35.434")	B125(12.5T)/C250(25T)/D400(40T)
	FCST-TH-SMC05(4 Layer)	SMC	<b>720*720*1260mm</b> (28.347"x28.347"x49.607")	<b>600*600*1200mm</b> (23.623"x23.623"x47.245")	B125(12.5T)/C250(25T)/D400(40T)
	FCST-TH-SMC05(5 Layer)	SMC	<b>720*720*1560mm</b> (28.347"x28.347"x61.418")	<b>600*600*1500mm</b> (23.623"x23.623"x59.056")	B125(12.5T)/C250(25T)/D400(40T)
	FCST-TH-SMC06	SMC/BMC	<b>914.4*609.6*609.6mm</b> (36"x24"x24")	<b>772.16*467.16*569.4mm</b> (30.4"x18.393"x22.418")	Tier 15/Tier 22
	FCST-TH-SMC07	SMC/BMC	<b>1319.2*862*609.6mm</b> (51.937"x33.937"x24")	<b>1219.2*762*569.6mm</b> (48"x30"x22.425")	Tier 15/Tier 22



PIC\ Specifications	Product Number	Material	External Dimensions (L*W*D)	Internal Dimensions (L*W*D)	Manhole Cover Load Grade
	FCST-TH-SMC08	SMC/BMC	519*852*609.6mm (20.434"x33.544"x24")	431.8*762*609.6mm (17"x30"x24")	Tier 15/Tier 22

Accessories Optional

Optional-1 FOSC Fixed Frame

Optional-2 FOSC Fixed Frame

Optional-3 FCST-Cross Cable Rack

1.300\*300mm  
2.350\*350mm  
3.400\*400mm  
4.450\*450mm  
5.500\*500mm  
--Customizable

Optional-4 Manhole Ladder

Economic Optional

Construction	Description
Load Grade	0.3~0.5T
Material	PP

NO.	External Dimensions(L*W*D)	NO.	External Dimensions(L*W*D)
NO.1	Φ205*105*230mm	NO.7	Φ1160*1300mm
NO.2	Φ343*265*255mm	NO.8	Φ1170*1000mm
NO.3	525*390*318mm	NO.9	Φ1170*1200mm
NO.4	655*493*313mm	NO.10	Φ1200*8700mm
NO.5	Φ900*715mm	NO.11	Φ1200*1200mm
NO.6	Φ1160*1000mm		

Construction	Description
Load Grade	0.3~0.5T
Material	Chamber:PE Manhole Cover:BMC

NO.	External Dimensions(L*W*D)	NO.	External Dimensions(L*W*D)
NO.1	330*330*360mm	NO.11	700*700*700mm
NO.2	400*400*400mm	NO.12	800*800*800mm
NO.3	400*400*450mm	NO.13	1000*1000*700mm
NO.4	400*600*400mm	NO.14	1000*1000*800mm
NO.5	400*600*600mm	NO.15	1000*1000*1000mm
NO.6	500*500*450mm	NO.16	2000*1000*800mm
NO.7	500*500*500mm	NO.17	Φ315*380mm
NO.8	600*600*500mm	NO.18	Φ450*430mm
NO.9	600*600*600mm	NO.19	Φ450*500mm
NO.10	600*600*800mm		

Design And Customization Services

- Provide service with whole process from blueprint to product to the customer.
- Meet customer's requirement to customize logo in suitable place for existing product.
- Meet customer's requirement to make reasonable modify and customization for existing product.

1 ▶ Telecom Manhole Chamber Product Dimension.

(Internal Dimensions(L\*W), Depth(D).)

2 ▶ Manhole Cover Loading Grade.

- EN124 2015:A15/B125/C250/D400
- ANSI SCTE 77-2017:Tier5/Tier8/Tier15/Tier22

3 ▶ Flame retardant UL94:

- HB, V-0, V-2, V-1.

4 ▶ Anti -UV Requirements:

- YES/NO.

5 ▶ Main Panels Loading Grade:

- Standard 1.5T.
- Panels Bending distances≤1.5cm.

6 ▶ Material Optional:

- BMC, SMC.